



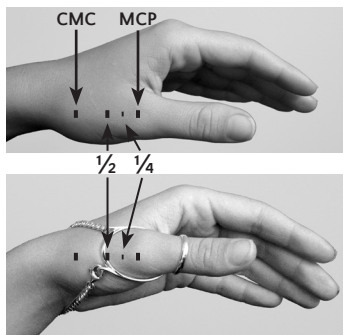
SilverRing™ Thumb MCP Splint (MCP)

Hyperextension of MCP Joint with Active Flexion at the MCP and Abduction at the CMC Joint

You **must** provide three sizes to order. Start by marking the MCP joint and the CMC joint. Additionally mark the location ¼ and ½ way between the MCP and CMC.

Note: It is not uncommon for the proximal length and width measurements to have a difference of 2-10 sizes

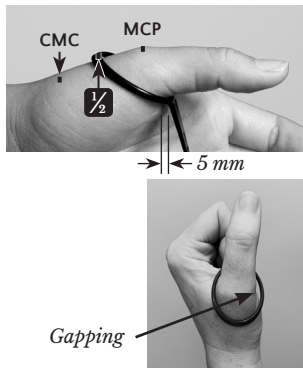
**Example: Proximal length 29.0
Proximal width 22.0
Distal 9.5**



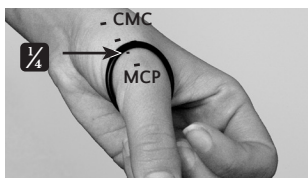
- 1 EZ-Sizer** For proximal length size, choose an EZ-Sizer that sits about 5 mm distal to the MCP volar crease and clears the ½ way mark.

Note: placement of the sizer 5 mm distal to MCP crease accounts for migration of splint with abduction of the thumb

Note: Gapping on the side of the sizer is expected in this step.

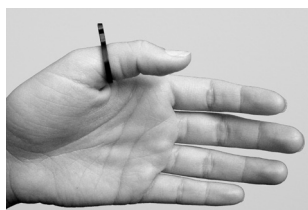


- 2 EZ-Sizer** For proximal width size, choose an EZ-Sizer that, when angled back past the MCP joint, touches the sides of the thumb. The lip of the ring will often land on top or slightly proximal to the ¼ mark.
Note: width size will account for the gapping seen in Step 1



- 3 Round Ring** For distal ring size, choose the smallest Round Ringsizer that is snug when it slides over the IP joint.

Note: we are using Round Ringsizer to measure which allows an easier switch to ST style splints when needed.



SilverRing™ MCP Splint - Continued

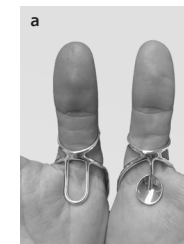
Hyperextension of MCP Joint with Active Flexion at the MCP and Abduction at the CMC Joint

MCP OPTIONS:

Proximal Volar Extension (PVX) is used to stabilize under the head of the metacarpal joint to reduce hyperextension. No measurement is needed. PVX can be manually adjusted to fit the curvature of the palm.

PVX - standard "U" distributes pressure avoiding direct pressure on a potentially sensitive area

Spoon PVX - places more direct pressure with a curved pad that can more easily be adjusted by twisting or bending left/right.



BRACELET OPTIONS:

The bracelet is used to keep the splint from sliding distally. Lobster clasp is standard. A longer bracelet can be requested to criss-cross the bracelet to change angle of pull and better seat splint.

Use twist tie to temporarily adjust bracelet.

'S' hook & Magnetic clasp can replace the standard lobster claw clasp for people with fine motor limitations. The magnetic clasp has two interlocking sides that create a strong latch.



SPECIAL ORDER SPLINT



SilverRing™ MCP Splint LS & PRX

Used for MCP Deviation, UCL issues, game keepers/skier thumb.

Proximal Radial Extension (c) and **Ulnar Lateral Support (d)** can be added to correct MCP deviation. (c) & (d) are always ordered together.

